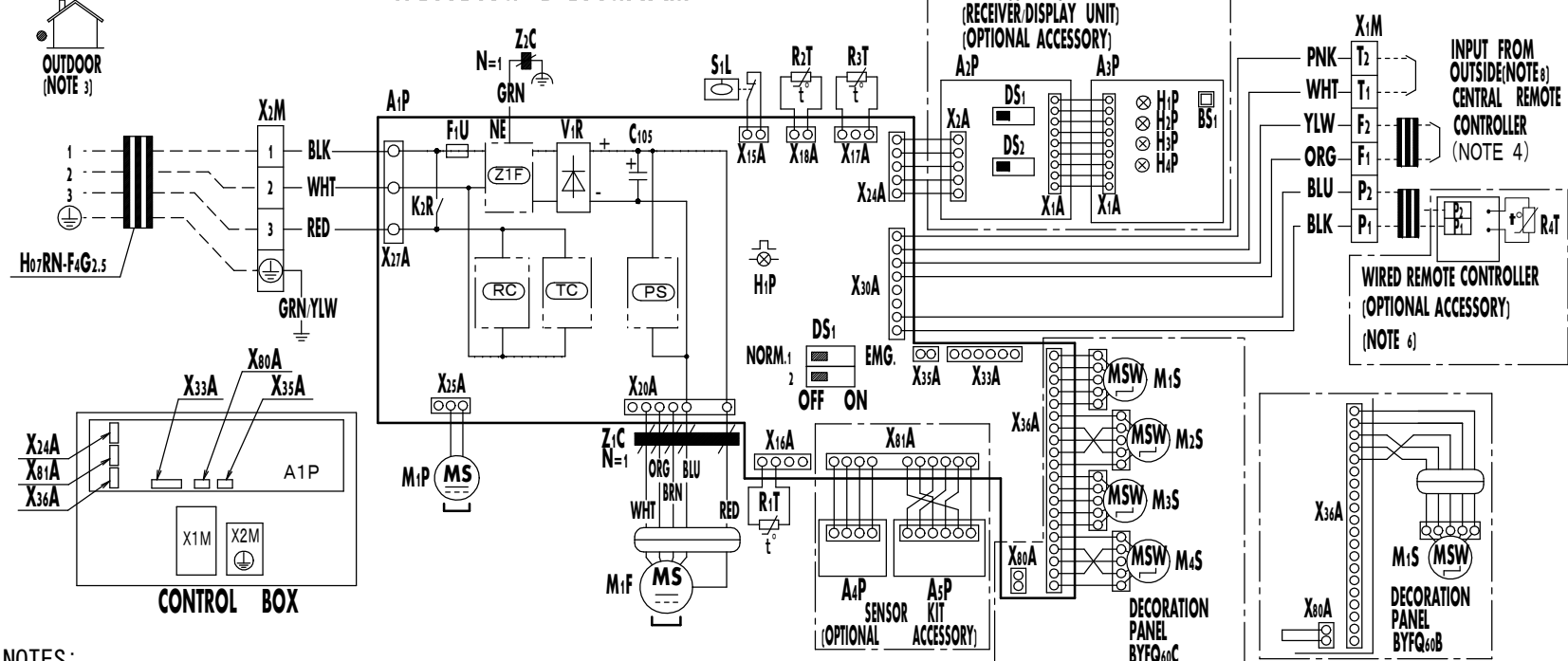
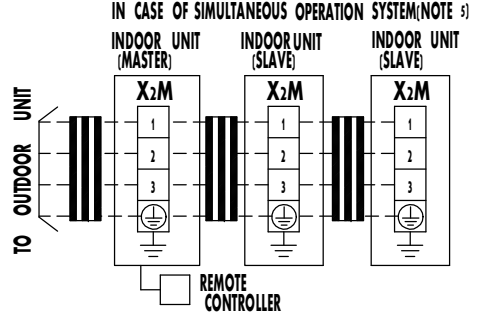


FFA-A9

WIRING DIAGRAM



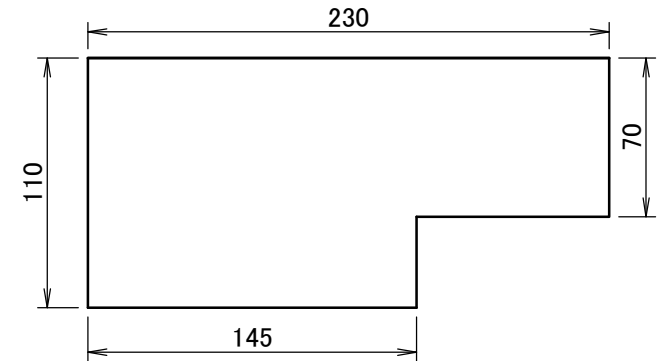
- NOTES:
1. TERMINAL BLOCK CONNECTOR FIELD WIRING
 2. IN CASE OF SIMULTANEOUS OPERATION INDOOR UNIT SYSTEM, SEE THE INDOOR UNIT WIRING ONLY.
 3. FOR THE DETAIL, SEE WIRING DIAGRAM ATTACHED TO OUTDOOR UNIT.
 4. IN CASE USING CENTRAL REMOTE CONTROLLER, CONNECT IT TO THE UNIT IN ACCORDANCE WITH THE ATTACHED INSTALLATION MANUAL.
 5. IN CASE OF SIMULTANEOUS OPERATION SYSTEM, CONNECTION QUANTITY OF THE INDOOR UNITS VARIES ACCORDING TO THE CONNECTION OUTDOOR UNIT, CONFIRM TECHNICAL GUIDE AND CATALOG, ETC. BEFORE CONNECTING.
 6. IN CASE OF MAIN/SUB CHANGEOVER, SEE THE INSTALLATION MANUAL ATTACHED TO REMOTE CONTROLLER.
 7. SYMBOLS SHOW AS FOLLOWS: BLK:BLACK RED:RED BLU:BLUE WHT:WHITE YLW:YELLOW GRN:GREEN ORG:ORANGE BRN:BROWN PNK:PINK.
 8. WHEN CONNECTING THE INPUT WIRING FROM OUTSIDE, FORCED OFF OR ON/OFF CONTROL OPERATION CAN BE SELECTED BY THE REMOTE CONTROLLER. SEE INSTALLATION MANUAL FOR MORE DETAILS.



3D109453-1

INDOOR UNIT		H1P	PILOT LAMP (ON-RED)
A1P	PRINTED CIRCUIT BOARD	H2P	PILOT LAMP (TIMER-GREEN)
C105	CAPACITOR	H3P	PILOT LAMP (FILTER SIGN-RED)
DS1	DIP SWITCH ON PCB	H4P	PILOT LAMP (DEFROST-ORANGE)
F1U	FUSE (F, 3, 15A, 250V)	DS1	SELECTOR SWITCH (MAIN/SUB)
H1P	FLASHING LAMP (SERVICE MONITOR GREEN)	DS2	SELECTOR SWITCH (WIRELESS ADDRESS SET)
K2R	MAGNETIC RELAY	SENSOR KIT	
M1F	FAN MOTOR	A4P	PRINTED CIRCUIT BOARD
M1P	DRAIN PUMP MOTOR	A5P	PRINTED CIRCUIT BOARD
M1S-M2S M3S-M4S	SWING MOTOR	WIRED REMOTE CONTROLLER	
R1T	THERMISTOR (AIR)	R4T	THERMISTOR (AIR)
R2T-R3T	THERMISTOR (COIL)	CONNECTOR FOR OPTIONAL PARTS	
S1L	FLOAT SWITCH	X24A	CONNECTOR (WIRING REMOTE CONTROLLER)
V1R	DIODE BRIDGE	X33A	CONNECTOR (ADAPTOR FOR WIRING)
X1M	TERMINAL BLOCK	X35A	CONNECTOR (POWER SUPPLY FOR ADAPTOR)
X2M	TERMINAL BLOCK	X81A	CONNECTOR (SENSOR KIT)
Z1F	NOISE FILTER	WIRELESS REMOTE CONTROLLER (RECEIVER/DISPLAY UNIT)	
Z1C	FERRITE CORE	A2P-A3P	PRINTED CIRCUIT BOARD
Z2C	FERRITE CORE	BS1	PUSH BUTTON SWITCH ON PCB
PS	SWITCHING POWER SUPPLY		
RC	RECEIVER		
TC	TRANSMITTER		

- NOTES:
1. DIMENSIONS FOR PRINTING ARE:



3D109453A